

**FORTREZZ**<sup>®</sup>

SOLID TIMBER CORE DOORS



*Platinum*<sup>®</sup>  
**NRG**

# CONTENTS

## Solid Doors

Ben Nevis	8	Mardale	6
Brecon	6	Mayon	6
Bredon	8	McKinley	8
Grasmoor	6	Whitney	8

## The **Classic** Collection


Berwyn	10	Olympus	20
Bowmont	11	Pelmo	21
Cader Idris	12	Pentland	22
Cheviot	13	Scafell	23
Eiger	14	Skiddaw	24
Elbrus	15	Snowdon	25
Etna	16	Tate	26
Lingmell	17	Walton	28
Mont Blanc	19	Wentwood	27
Monte Rosa	18		

## The **Rustic** Collection

Abbott	30	Knott	41
Calva	31	Lingmoor	42
Cleeve	32	Malvern	43
Coombe	33	Nab	44
Eldon	34	Rushmore	45
Esk	35	Sanford	46
Gibson	36	Stanley	48
Hallin	37	Starling	47
Holme	38	Tove	49
Kentmere	39	Tyree	50
Kit	40		

## The **Metro** Collection

Ainos	52	Kyo	60
Alto	53	May	61
Aneto	54	Meron	62
Apo	55	Pen	63
Diran	56	Popa	64
Fairfield	57	Tux	65
Fuji	58	Urner	66
Kuppe	59		



## TECHNICALLY ADVANCED, SECURE AND EFFICIENT DOOR SYSTEM

---

### INNER STRENGTH OUTER BEAUTY

Our vast range of FORTREZZ® Solid Timber Core Doors combines all the benefits of modern materials, state of the art manufacturing techniques with unrivalled good looks...

### FORTREZZ® INSIDE

Using a unique and unequalled 48mm thick, cross bonded, veneered and laminated solid timber core, our door delivers strength and dimensional stability un-matched by other composite doors.

FORTREZZ® Doors are constructed using 17 separate laminations to make our door almost 10% thicker than other composite doors currently on the UK market.

With such levels of durability, looks and obvious security, our doors offer you complete peace of mind.

Manufactured in the UK, FORTREZZ® doors comply with all required quality standards and specifications. The doors are constructed under the umbrella of the BMT Trada Quality Management System, they possess all the necessary CE markings requirements, are Building Regulations Document Q compliant as well as carrying the coveted "Secured By Design" certification if required.

All our FORTREZZ® doors are fitted with the highest level of key locks which are both 3\* and SOLD SECURE security tested and approved. There is no better standard available in today's marketplace.

---



## SOLID CORE FOR ABSOLUTE SECURITY

Built from up to 17 layers of laminated solid timber, our doors are 10% thicker than your average door!

Kerto is a laminated veneered lumber (LVL) that delivers unparalleled strength and dimensional stability. The engineered make up comprises of cross-bonded veneers that greatly enhance lateral stability and stiffness. The combinations of all these elements make this a natural choice for high security Composite Doors.

Kerto products are CE marked and certified by VVT Technical Research Centre of Finland, No 184/03

## PEACE OF MIND

FORTREZZ® doors are manufactured in the UK using UK based component companies to create the finished product. Our doors are fabricated to exacting standards and are compliant with all the necessary quality standards.

Our doors are constructed under the umbrella of the BMT rada Quality Management System. They possess all necessary CE marking requirements, are Building Regulations Document Q compliant and also carry the coveted 'Secured By Design' security standard if specified. All our doors are fitted with the highest level of key locks which are both 3\* and SOLD SECURE security tested and approved. There is no better standard available in today's marketplace.



## SUBSTANTIAL SOLID LAMINATED AND VENEERED LUMBER CORE

**48mm**  
SOLID  
TIMBER  
CORE

**19**  
COLOURS  
TO CHOOSE  
FROM



Timber Core Doors

**Platinum**  
**NRG**

# SECURE, STRONG AND RESISTANT TO ATTACK

WHICHEVER DOOR YOU CHOOSE FROM THOSE ON OFFER, YOUR SECURITY COMES AS STANDARD...

We know from experience and because we've spent many years listening to our customers that peace of mind is essential. It's not enough to have a great looking product, it's not enough to have one that performs well during the harshest winter, or the hottest summer. When you come home at night and close the door behind you, you'll want to know that you're safe!

FORTREZZ® Doors are fitted, as standard, with the very latest and highest level of security locking systems currently available. There are no 'upgrade' issues, no having to re-think budgets after you've chosen your ideal door - it's all included within the product cost.

**5**  
**MORTICED**  
**HOOK**  
**BOLTS**



Each standard door consists of 5 morticed Hook Bolts. There are two at the top of the door, one in the centre and a second pair at the bottom. Each of these pairs work together to hook towards one another and ensure that not only can they deter entry by force, they are able to stop any attempt to lever the door apart - in any direction!





MAYON  
IRISH OAK



GRASMOOR  
PEARL GREY



MARDALE  
GOLDEN OAK



BRECON  
RICH RED



# SOLID DOORS



**BREDON**  
**ANTHRACITE GREY**



**BREDON**  
DUCK EGG BLUE



**WHITNEY**  
SCHWARZBRAUN BLACK



**McKINLEY**  
FRENCH NAVY



**BEN NEVIS**  
GOLDEN OAK



# SOLID DOORS



McKINLEY  
RAVEN BLACK

# BERWYN

## CLASSIC COLLECTION



ELIZABETH RED  
SAGE



CLARENCE  
PEARL GREY



ELIZABETHAN RED  
IRISH OAK



SPRING  
ANTHRACITE GREY



SARAH  
RACING GREEN

# BOWMONT CLASSIC COLLECTION



OPAL  
GOLDEN OAK



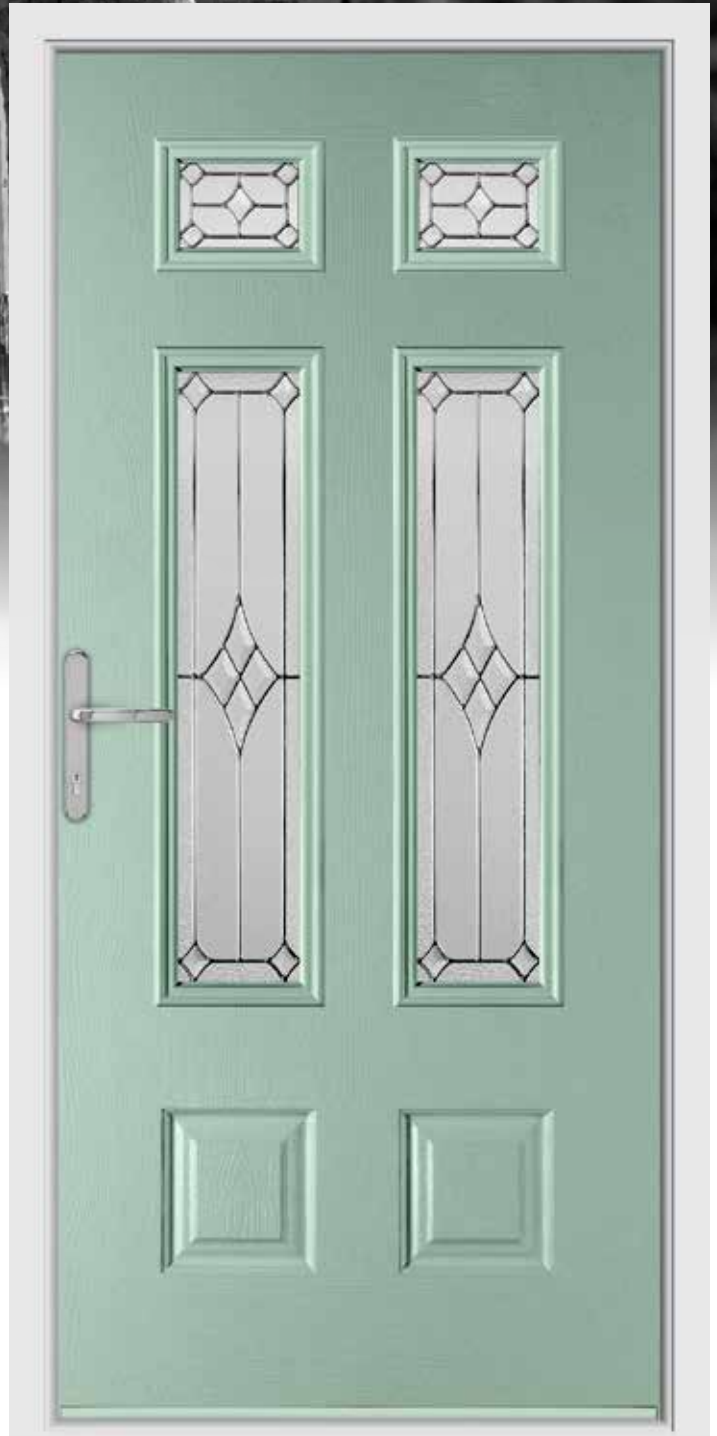
SATIN  
SCHWARZBRAUN BLACK



VIRTUE  
RAVEN BLACK



SPRING  
ANTHRACITE GREY



RIVIERA  
CHARTWELL GREEN

CLASSIC

COLLECTION

# CADER IDRIS

## CLASSIC COLLECTION



COMETE  
GOLDEN OAK



RIVIERA  
CHARTWELL GREEN



SATIN  
RICH RED



FABIAN  
SLATE GREY



OPUS  
IRISH OAK

# CHEVIOT CLASSIC COLLECTION



CLARENCE  
ANTHRACITE GREY



DIAMONTE  
GOLDEN OAK



SPRING  
RACING GREEN



HARMONY  
CREAM



GRAPHITE  
DUCK EGG BLUE

CLASSIC

COLLECTION

# EIGER

## CLASSIC COLLECTION



EDWARDIAN  
**CHARTWELL GREEN**



GEORGIAN  
**PEARL GREY**

RIVIERA  
**RACING GREEN**



FABIAN  
**RAVEN BLACK**

# ELBRUS CLASSIC COLLECTION



VIRTUE  
WHITE



SPRING  
ROSEWOOD



MURANO BLACK  
ELEPHANT GREY



SARAH  
GOLDEN OAK



ELIZABETH BLUE  
BRILLIANT BLUE

CLASSIC

COLLECTION

# ETNA

## CLASSIC COLLECTION



OPUS  
RICH RED



COMETE  
IRISH OAK



ELLIE  
SLATE GREY



SPRING  
CHARTWELL GREEN



KERNER  
RACING GREEN



# LINGMELL CLASSIC COLLECTION



SPRING  
IRISH OAK



SATIN  
WHITE



RIVIERA  
RACING GREEN



HARMONY  
DUCK EGG BLUE



SPRING  
SLATE GREY

CLASSIC

COLLECTION

# MONTE ROSA

CLASSIC COLLECTION



GRACIA BLUE  
SLATE GREY



OPAL  
IRISH OAK



ELIZABETH RED  
RICH RED



VIRTUE  
CHARTWELL GREEN



GRACIA BLUE  
CREAM

# MONT BLANC

## CLASSIC COLLECTION



SPRING  
**ROSEWOOD**



SPRING  
**RICH RED**



SARAH  
**FRENCH NAVY**



RIVIERA  
**SCHWARZBRAUN BLACK**



BULLION  
**GOLDEN OAK**

CLASSIC

COLLECTION

# OLYMPUS

## CLASSIC COLLECTION



ADINA  
RAVEN BLACK



OPAL  
SLATE GREY



SARAH  
PEARL GREY



ELEGANCE  
RACING GREEN



MURANO GREEN  
CHARTWELL GREEN

# PELMO

## CLASSIC COLLECTION



ELEGANCE  
GOLDEN OAK



SPRING  
RICH RED



DIAMONTE  
PEARL GREY



ADINA  
CREAM



EDEN  
DUCK EGG BLUE

CLASSIC

COLLECTION

# PENTLAND

## CLASSIC COLLECTION



OBSCURE  
RICH RED



OBSCURE  
RACING GREEN



OBSCURE  
GOLDEN OAK



SATIN  
CREAM



OBSCURE  
IRISH OAK

# SCAFELL CLASSIC COLLECTION



HARMONY  
DUCK EGG BLUE



KERNER  
FRENCH NAVY



RIVIERA  
IRISH OAK



GRAPHITE  
RICH RED



SATIN  
PEARL GREY

CLASSIC

COLLECTION

# SKIDDAW

CLASSIC COLLECTION



SPRING  
FRENCH NAVY



DIAMONTE  
RACING GREEN



GEORGIAN - CLEAR  
CHARTWELL GREEN



RIVIERA  
ELEPHANT GREY



MURANO BLUE  
DUCK EGG BLUE



# SNOWDON CLASSIC COLLECTION



SPRING  
IRISH OAK



DECO  
RICH RED



GEORGIAN - CLEAR  
RAVEN BLACK



MURANO BLACK  
GOLDEN OAK



PATTERNED  
ANTHRACITE GREY

CLASSIC

COLLECTION

# TATE

## CLASSIC COLLECTION



OPAL  
RAVEN BLACK



GRACIA GREEN  
CHARTWELL GREEN



CLARENCE  
GOLDEN OAK



GEORGIAN - CLEAR  
WHITE

# WENTWOOD CLASSIC COLLECTION



FABIAN  
IRISH OAK



GRAPHITE  
RICH RED



SPRING  
RACING GREEN



SATIN  
ANTHRACITE GREY



SARAH  
DUCK EGG BLUE

CLASSIC

COLLECTION

# WALTON

## CLASSIC COLLECTION



FABIAN  
BRILLIANT BLUE



SCEPTRE  
ANTHRACITE GREY



DIAMONTE  
RICH RED



HARMONY  
PEARL GREY



COMETE  
IRISH OAK

# CLASSIC COLLECTION



ETNA  
SPRING  
SCHWARZBRAUN BLACK

CLASSIC

COLLECTION

# ABBOTT RUSTIC COLLECTION



CLARA  
BRILLIANT BLUE



OPAL  
FRENCH NAVY



VIRTUE  
RICH RED



CLEAR  
CHARTWELL GREEN



MURANO BLACK  
SCHWARZBRAUN BLACK

# CALVA RUSTIC COLLECTION



CLARENCE  
BRILLIANT BLUE



BULLION  
RAVEN BLACK



DIAMONTE  
CREAM



MURANO BLACK  
ANTHRACITE GREY



NOVA  
SAGE

RUSTIC COLLECTION

# CLEEVE

## RUSTIC COLLECTION



BULLION  
ANTHRACITE GREY



SATIN  
RICH RED



BULLION  
IRISH OAK



BULLION  
SCHWARZBRAUN BLACK



BULLION  
WHITE



# COOMBE RUSTIC COLLECTION



SARAH  
ANTHRACITE GREY



OPAL  
CHARTWELL GREEN



GEO  
RICH RED



KATRINA  
FRENCH NAVY




SATIN  
ELEPHANT GREY

RUSTIC

COLLECTION

# ELDON

## RUSTIC COLLECTION



SATIN  
SCHWARZBRAUN BLACK



SATIN  
CREAM



OBSCURE  
PEARL GREY



SATIN  
RICH RED



BULLION  
IRISH OAK

# ESK RUSTIC COLLECTION



HARMONY  
RACING GREEN



DIAMONTE  
GOLDEN OAK



MURANO  
RICH RED



ELEGANCE  
CREAM



RIVIERA  
PEARL GREY

RUSTIC

COLLECTION

# GIBSON RUSTIC COLLECTION



SATIN  
BRILLIANT BLUE



BULLION  
FRENCH NAVY



SATIN  
RACING GREEN



BULLION  
CREAM



BULLION  
IRISH OAK

# HALLIN RUSTIC COLLECTION



CLARA  
WHITE



MURANO  
RACING GREEN



DIAMONTE  
DUCK EGG BLUE



HARMONY  
ANTHRACITE GREY



NOVA  
SAGE

# HOLME

## RUSTIC COLLECTION



CLARA  
BRILLIANT BLUE



ELIZABETH RED  
RICH RED



COMETE  
GOLDEN OAK



MURANO BLACK  
ANTHRACITE GREY



HARMONY  
WHITE

# KENTMERE

## RUSTIC COLLECTION



SATIN  
CREAM



SATIN  
SCHWARZBRAUN BLACK



BULLION  
IRISH OAK



BULLION  
ANTHRACITE GREY



BULLION  
RICH RED

RUSTIC

COLLECTION

# KIT RUSTIC COLLECTION



MURANO  
RICH RED



ELIZABETH BLUE  
DUCK EGG BLUE



CLARA  
IRISH OAK



SARAH  
PEARL GREY



DIAMONTE  
GOLDEN OAK



# KNOTT RUSTIC COLLECTION



ELEGANCE  
CHARTWELL GREEN



BULLION  
IRISH OAK



GAVALAS  
SCHWARZBRAUN



SATIN  
FRENCH NAVY



SATIN  
SLATE GREY

RUSTIC

COLLECTION

# LINGMOOR

## RUSTIC COLLECTION



DIAMONTE  
ELEPHANT GREY



LINEAR  
RICH RED



DECO  
ROSEWOOD



GRACIA  
PEARL GREY



SATIN  
SLATE GREY

# MALVERN RUSTIC COLLECTION



CLARENCE  
**BRILLIANT BLUE**



ELIZABETH RED  
**RICH RED**



RIVIERA  
**IRISH OAK**



OPUS  
**ELEPHANT GREY**



GRAPHITE  
**SAGE**

RUSTIC

COLLECTION

# NAB

## RUSTIC COLLECTION



SATIN  
ROSEWOOD



OPAL  
PEARL GREY



MURANO BLUE  
DUCK EGG BLUE



GAVALAS GREEN  
RACING GREEN



SATIN  
CHARTWELL GREEN

# RUSHMORE RUSTIC COLLECTION



COMETE  
PEARL GREY



MURANO BLUE  
BRILLIANT BLUE



OPAL  
CHARTWELL GREEN



HARMONY  
IRISH OAK



EDEN  
RICH RED

RUSTIC COLLECTION

# SANFORD

## RUSTIC COLLECTION



ADINA  
IRISH OAK



DECO  
CREAM



GRACIA GREEN  
RACING GREEN



EDEN  
PEARL GREY



GEORGIAN SATIN  
RICH RED

# STARLING RUSTIC COLLECTION



OBSCURE  
PEARL GREY



BULLION  
GOLDEN OAK



BULLION  
FRENCH NAVY



BULLION  
SCHWARZBRAUN BLACK



SATIN  
ELEPHANT GREY

RUSTIC

COLLECTION

# STANLEY

## RUSTIC COLLECTION



BULLION  
SAGE



ELIZABETH RED  
WHITE



OBSCURE  
RICH RED



SARAH  
IRISH OAK



MURANO  
ANTHRACITE GREY



# TOVE RUSTIC COLLECTION



HARMONY  
RICH RED



MURANO  
ANTHRACITE GREY



ELEGANCE  
CHARTWELL GREEN



GAVALAS  
ROSEWOOD



MURANO BLUE  
WHITE

RUSTIC

COLLECTION

# TYREE

## RUSTIC COLLECTION



ELEGANCE  
RACING GREEN



CLARENCE  
GOLDEN OAK



DIAMONTE  
FRENCH NAVY



CLARENCE  
CHARTWELL GREEN



GRAPHITE  
SCHWARZBRAUN



HOLME

SATIN  
WHITE



MERON

OPAL  
IRISH OAK

# AINOS

## METRO COLLECTION



ELLIE  
RICH RED



SATIN  
FRENCH NAVY



ELLIE  
PEARL GREY



OPAL  
GOLDEN OAK



SATIN  
SLATE GREY

# ALTO

## METRO COLLECTION



SATIN  
WHITE



ADINA  
IRISH OAK



SATIN  
RICH RED



ELLIE  
ROSEWOOD



ELLIE  
BRILLIANT BLUE

METRO

COLLECTION

# ANETO

## METRO COLLECTION



SATIN  
SLATE GREY



SARAH  
PEARL GREY



HARMONY  
ANTHRACITE GREY



GRAPHITE  
WHITE



BULLION  
GOLDEN OAK

# APO METRO COLLECTION



SATIN  
**CHARTWELL GREEN**



GRACIA GREEN  
**RACING GREEN**



IRIS  
**IRISH OAK**



ELLIE  
**RAVEN BLACK**



SATIN  
**BRILLIANT BLUE**

METRO

COLLECTION

# DIRAN

## METRO COLLECTION



SATIN  
**ELEPHANT GREY**



CLARENCE  
**RICH RED**



ELLIE  
**SLATE GREY**



SATIN  
**CHARTWELL GREEN**



ELLIE  
**IRISH OAK**



# FAIRFIELD

## METRO COLLECTION



HARMONY  
**RICH RED**



EDEN  
**ANTHRACITE GREY**



SARAH  
**FRENCH NAVY**



OBSCURE  
**CHARTWELL GREEN**



SPRING  
**ROSEWOOD**

METRO

COLLECTION

# FUJI

## METRO COLLECTION



KERNER  
CREAM



GRAPHITE  
IRISH OAK



HARMONY  
GOLDEN OAK



KERNER  
PEARL GREY



SPRING  
ANTHRACITE GREY

# KUPPE METRO COLLECTION



DECO  
**CHARTWELL GREEN**



SATIN  
**BRILLIANT BLUE**



SATIN  
**IRISH OAK**



GRACIA CLEAR  
**RACING GREEN**



ELIZABETH RED  
**RICH RED**

METRO

COLLECTION

# KYO

## METRO COLLECTION



ELEGANCE  
GOLDEN OAK



ELEGANCE  
RACING GREEN



FABIAN  
BRILLIANT BLUE



COMETE  
RICH RED



GAVALAS CLEAR  
RAVEN BLACK

# MAY METRO COLLECTION



OBSCURE  
**FRENCH NAVY**



SATIN  
**IRISH OAK**



OBSCURE  
**RACING GREEN**



SATIN  
**PEARL GREY**



SATIN  
**ELEPHANT GREY**

METRO

COLLECTION

# MERON

## METRO COLLECTION



OPAL  
ANTHRACITE GREY



EDWARDIAN  
GOLDEN OAK



ELEGANCE  
RACING GREEN



OBSCURE  
WHITE



SCEPTRE  
ROSEWOOD

# PEN METRO COLLECTION



SATIN  
CREAM



OBSCURE  
PEARL GREY



OBSCURE  
RICH RED



ORNATE  
ANTHRACITE GREY



FABIAN  
IRISH OAK

METRO

COLLECTION

# POPA


## METRO COLLECTION



MURANO BLACK  
SCHWARZBRAUN BLACK



DIAMONTE  
PEARL GREY



ORNATE  
ANTHRACITE GREY



BULLION  
FRENCH NAVY



OBSCURE  
RICH RED



# TUX

## METRO COLLECTION



HARMONY  
RICH RED



FABIAN  
IRISH OAK



OPAL  
ANTHRACITE GREY



MURANO  
RACING GREEN



ELLIE  
DUCK EGG BLUE

METRO

COLLECTION

# URNER

## METRO COLLECTION



ELLIE  
CHARTWELL GREEN



CLARA  
RICH RED



NOVA  
BRILLIANT BLUE



GEO  
SLATE GREY



OPUS  
SAGE



Our French Doors are available in an extensive range of styles, sizes and colour finishes, but to enhance the versatility further still, certain designs of doors can also be specified as an 'Offset' product. This allows narrow apertures, such as porch entrances for example, to benefit with the primary door being wider than the second 'slave' door.

The doors are fitted with a 3 point deadbolt system, locking the main door leaf into the slave leaf from top to bottom. With each set of doors having the benefit of balanced handles, it's reassuring to know that there are various colour options available to choose from.

Each door set has an interlocking central mullion which is available in either White, Polished anodised Gold or Silver finish only.

Please do note however, that French Doors are available as OPEN IN only.

Minimum width of double doors is 1728mm and the maximum is 1998mm (Including door frame) Minimum width of offset doors is 1243mm and the maximum is 1542mm (Including door frame)



MAYON  
ANTHRACITE GREY



MARDALE  
IRISH OAK

# FRENCH DOORS



BREDON  
**WHITE**



MAY + SATIN GLAZING  
**IRISH OAK**



LINGMELL + HARMONY GLAZING  
**CREAM**



FUJI + KERNER GLAZING  
**PEARL GREY**



TATE + LINEAR GLAZING  
**RACING GREEN**



KYO + GEORGIAN GLAZING  
**ROSEWOOD**



MONT BLANC + SATIN GLAZING  
**RICH RED**



MAYON  
**DUCK EGG BLUE**



# STABLE DOORS



CHROME  
OR GOLD  
HINGES AND  
BOLTS



BRECON  
**RICH RED**



MALVERN WITH MURANO  
GLAZING  
**SCHWARZBRAUN**



OLYMPUS WITH  
EDEN GLAZING  
**GOLDEN OAK**

If you are looking for a door to suit a traditional property, or simply trying to add more convenience to your everyday lives, then look no further than a classic Stable Door. Suitable as both Front and Back Doors, they are available in an extensive array of styles and colours.

The door comes with not one, but two completely separate high security locks, with a high strength centre gearbox. A conventional handle operates the top lock and a key/thumb turn operates the bottom lock which is fitted with a roller latch for ease of use. Of course, a single key fits both parts, meaning no need to carry more than one.

- Available as **OPEN IN** only.
- Key operated bottom lock escutcheon.
- Central meeting rail seal is available in a choice of finishes.
- Central locking shoot bolt is available in a choice of finishes.



SNOWDON WITH GEORGIAN GLAZING  
**ANTHRACITE GREY**



TATE WITH SPRING  
GLAZING  
**WHITE**



## WINKHAUS SLAM LOCK SAFE, SECURE AND STRONG

The AV2 lock works by means of independent spring latches that automatically engage the hooks into the receiving keeps on the outer frame when the door is slammed shut.

This process will engage a hook lock both top and bottom and in doing so, automatically make the door safe from intruders. To open the door from the inside, simply pull the internal handle down as normal to release the bolts and centre latch.

For additional security or over night use, the key can be turned through 360 degrees to engage another deadbolt and ensure the lock is secured from both the outside as well as the inside.



**SLAM  
SHUT**





# SIDE PANELS



MCKINLEY



WALTON



BEN NEVIS



ELBRUS



ANETO



ETNA



ANETO DOOR AND SIDE PANEL  
ANTHRACITE GREY



QUARTER  
MOULDED



HALF PANEL  
FLAT GRAINED



HALF PANEL  
MOULDED SINGLE

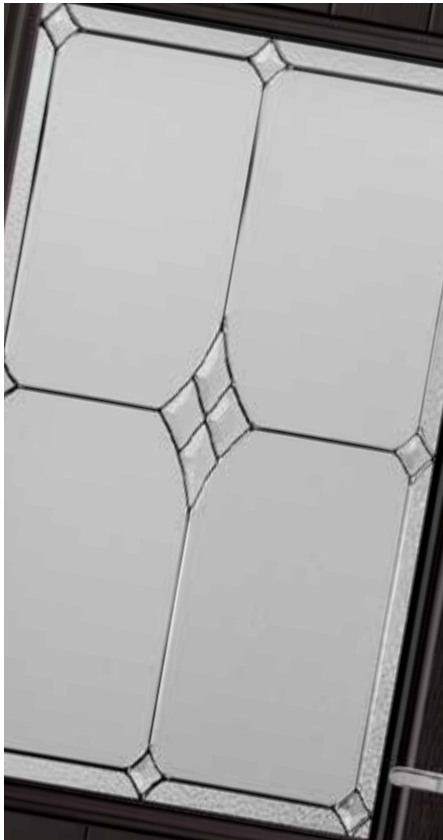


HALF PANEL  
MOULDED TWIN

To further enhance your choices, doors can be specified with various combinations of full height side panels or half and quarter panels which allow the additional use of simple glass units.

Your representative will be able to walk through all the available options open to you during their visit.

# GLAZING STYLES



RIVIERA



HARMONY

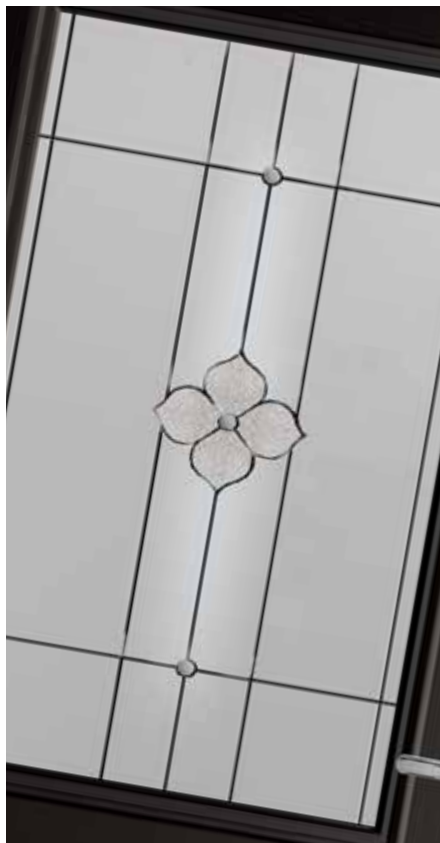


Visit the website now –  
you can even view the door  
on your own home!

[platinumnrg.co.uk/doors/  
fortrezz-doors/](http://platinumnrg.co.uk/doors/fortrezz-doors/)



VIRTUE



SPRING



NOVA



Environmental concerns and the need to be more energy efficient are extremely important to us and our quest to act responsibly has never been stronger. With a sympathetic approach to both our surroundings, as well as the techniques we adopt, we never forget that constant changes and advancements in conservation management are actually having a positive effect on both what we produce and, the way we produce it.

FORTREZZ® Doors are made within a factory environment which works within the following guidelines to minimise on waste and energy consumption:

1. As a committed member of our society, we have reviewed our work systems and wherever possible, minimised our waste, energy consumption and utility usage during manufacture.
2. We manage an extensive recycling programme which covers packaging, polystyrene, cardboard, PVCu, timber, paper, aluminium and steel alike.
3. All of the timber used in our Composite Doors has been harvested from forests which are managed to meet the social, economic and ecological needs of both present and future generations.
4. The laminated veneer core of our product is environmentally credited which includes PEFC and Chain

of Custody. This ensures that the material used in your doors has been tracked from source to its final destination and that all of the product originates from certified forests.

5. Renewable and recyclable, Kerto is a highly eco effective door core material throughout its life cycle. The timber is sustainably managed PEFC/FSC - certified from Finnish forests. Certification ensures that the entire forest supply chain promotes good practice and has the highest respect for both ethical and social standards.
6. Logistics are reviewed on a daily basis and delivery schedules adjusted to ensure that the minimum amount of miles are covered and thus the smallest volume of fuel is consumed.
7. In the manufacture of our FORTREZZ® Doors, we aim to source thermoplastic components and materials that contain nothing but LEAD FREE stabilisers, thus ensuring even less impact to our fragile environment.
8. All door frames are produced from a British EnergyPlus™ profile which provides unrivalled levels of energy efficiency and of course, extruded using 100% recyclable material which is also lead free.
9. Manufactured entirely in the UK to minimise our carbon footprint.

## TECHNICALLY ADVANCED, SECURE AND EFFICIENT DOOR SYSTEM

All materials are sourced from British based companies and our doors are manufactured & assembled in Britain. Technical advances & highly efficient multi-chambered PVCu outer frames for maximum strength & insulating properties.


From recycled water used during the manufacturing process, to large stock holdings that reduce our vehicles carbon emissions, we make every attempt to minimise our impact on the environment.

Our modern factories with state of the art machinery ensures that the doors are manufactured with the minimum of energy consumption. From lighting facilities that dim in the sun and go out when there is no movement within the area, to a logistics fleet that is Euro 6 compliant, we take our responsibility as a manufacturer extremely seriously.

Our products are highly energy efficient and carry BFRC certification to help you understand their values and the effect on our environment.

# FORTREZZ®

SOLID TIMBER CORE DOORS



t: 0800 652 3151 e: [info@platinumnrg.co.uk](mailto:info@platinumnrg.co.uk) w: [www.platinumnrg.co.uk](http://www.platinumnrg.co.uk)



YouTube



**Platinum**<sup>®</sup>  
**NRG**

BR0023 PlatinumNRC® Fortrezz Brochure 8th Edition 2023

All rights reserved © 2023 Platinum NRG

In our ongoing quest to provide the highest quality products our designs and specifications are subject to change without any notice. Except as allowed by law, no part of this publication may be reproduced in any form without written consent.